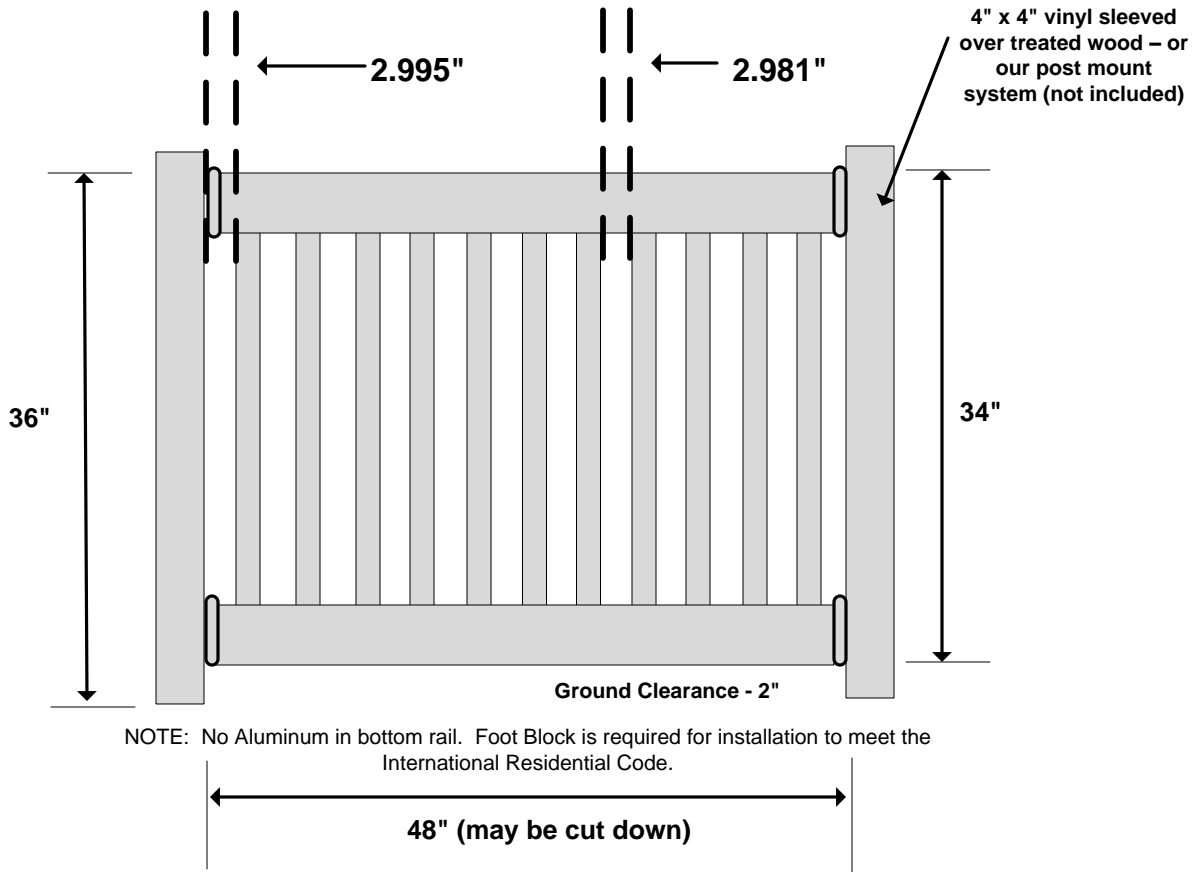


2" x 3.5" Top & Bottom Rail w/Colonial Pickets

Product Evaluation Report – PER-12049

4' Straight Railing Kit

WWR-R36-C4

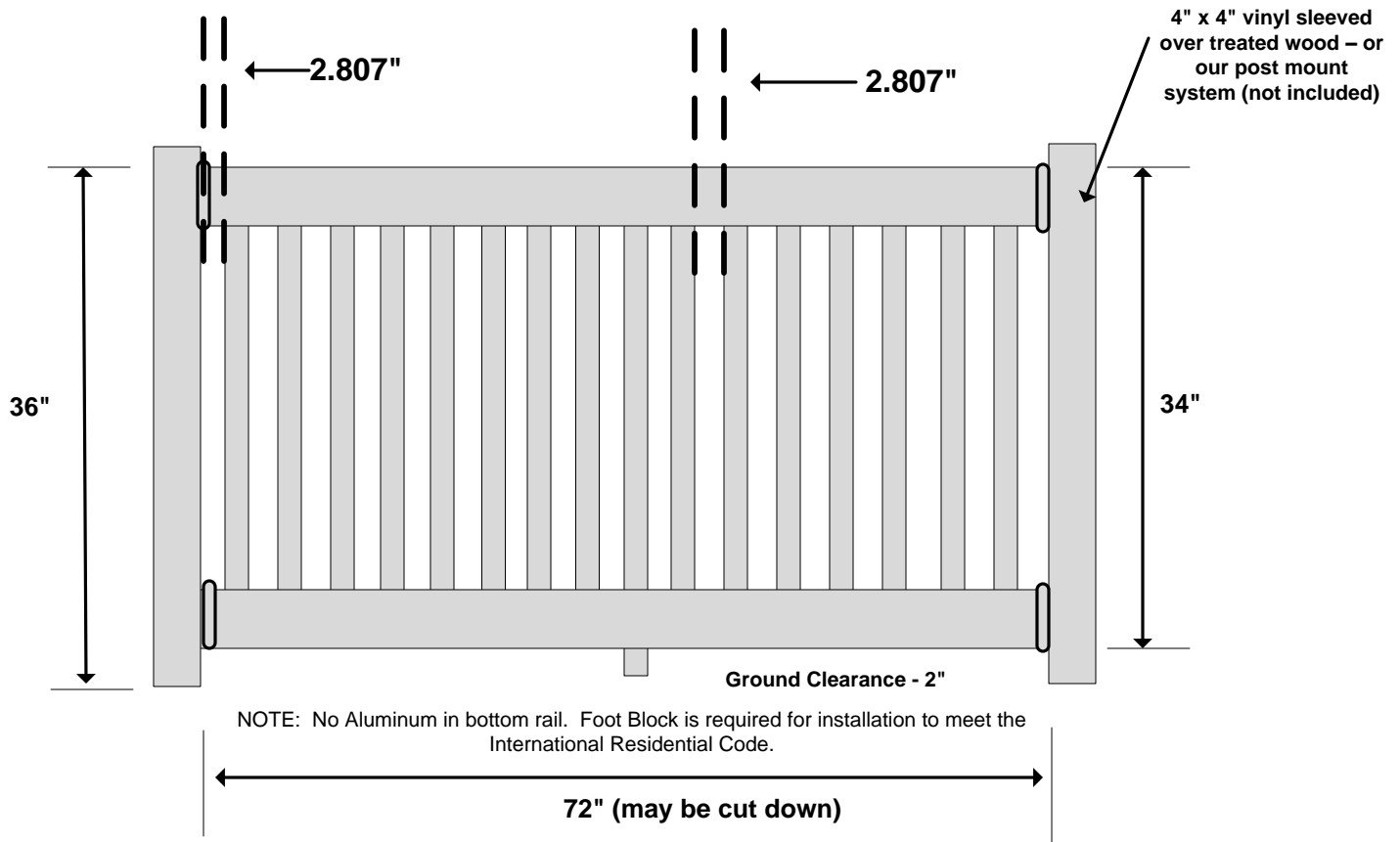


Material per 48" wide panel							
1	Number of Panels						
1	Top Rail	2" x 3.5" x 48"*					
1	Bottom Rail	2" x 3.5" x 48"*					
1	Aluminum Channel	Fits into the top rail					
2	Straight Bkts (Pairs)	2" x 3.5" Straight Set					
10	Turned Spindle	1.5" Turned Spindle x 32"*					
1	1.5" Foot Block	1.5" Foot block with trim					
*Actual Measurements may vary							

2" x 3.5" Top & Bottom Rail w/Colonial Pickets

Product Evaluation Report – PER-12049

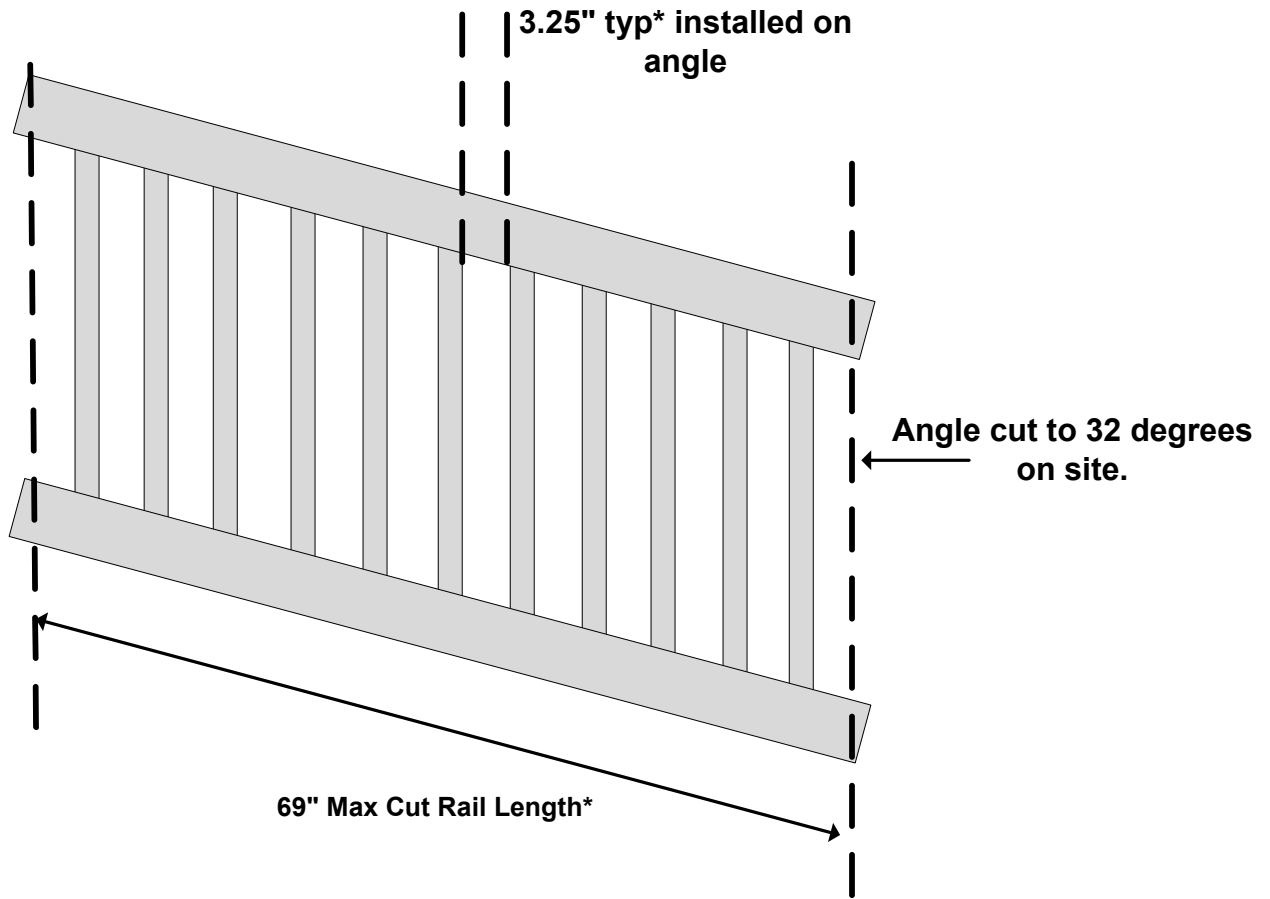
6' Straight Railing Kit
WWR-R36-C6



Material per 72" wide panel		
1	Number of Panels	
1	Top Rail	2" x 3.5" x 72"*
1	Bottom Rail	2" x 3.5" x 72"*
1	Aluminum Channel	Fits into the top rail
2	Straight Bkts (Pairs)	2" x 3.5" Straight Set
16	Turned Spindle	1.5" Turned Spindle x 32"*
1	1.5" Foot Block	1.5" Foot block with trim
*Actual Measurements may vary		

2"x3.5" Top & Bottom Rails W/Colonial Pickets

WWR-R36-C6S



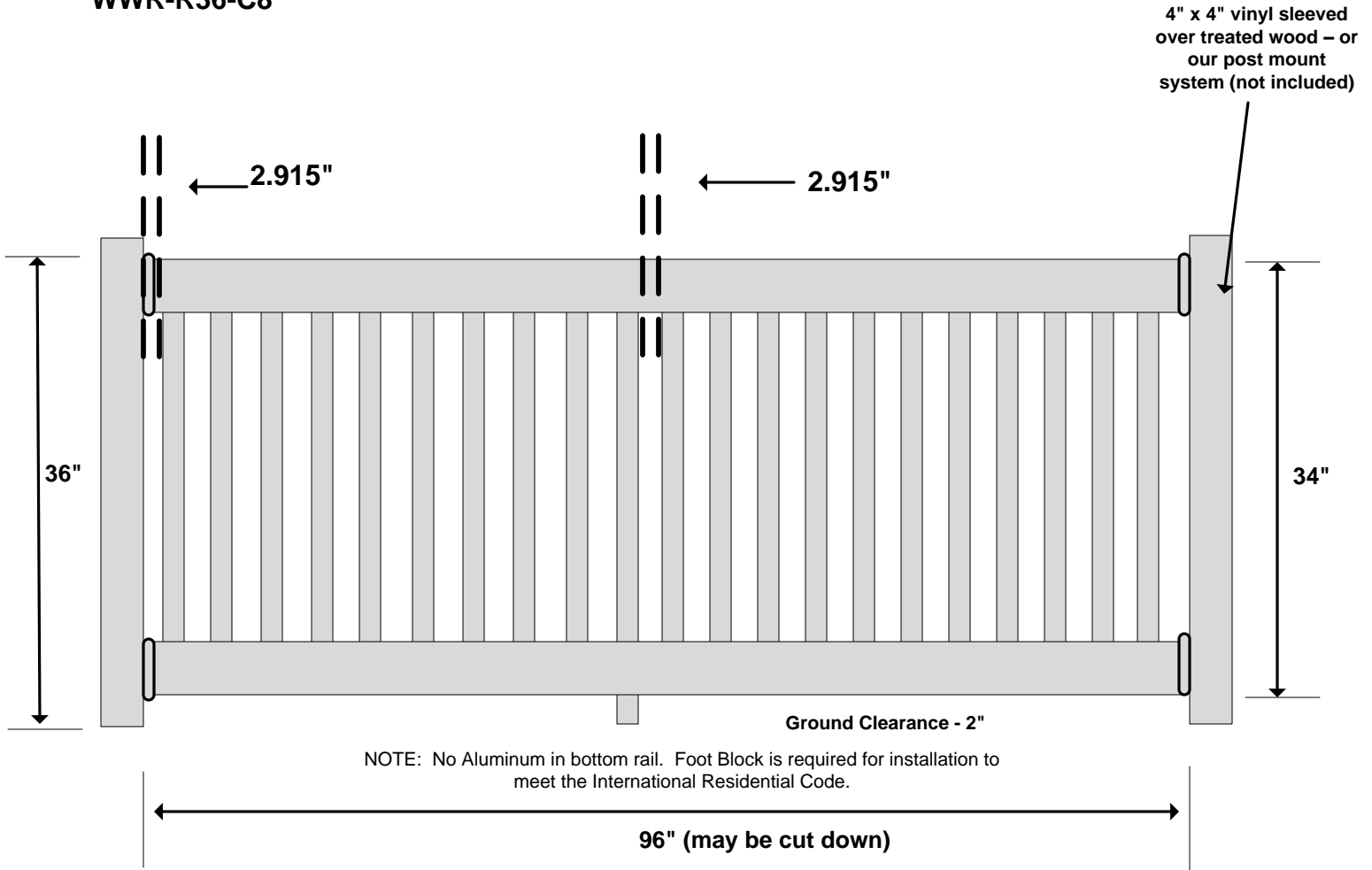
Material per 72" wide panel							
1	Number of Panels						
1	Top Rail	2" x 3.5" x 72"*					
1	Bottom Rail	2" x 3.5" x 72"*					
2	6' Aluminum Channel	Fits in Top and Bottom Rail					
2	Stair 2" x 3.5" (pair)	2" x 3.5"					
12	Turned Spindle	Turned Spindle x 32"*					
	*Actual Measurements may vary						

2" x 3.5" Top & Bottom Rail w/Colonial Pickets

Product Evaluation Report – PER-12049

8' Straight Railing Kit

WWR-R36-C8

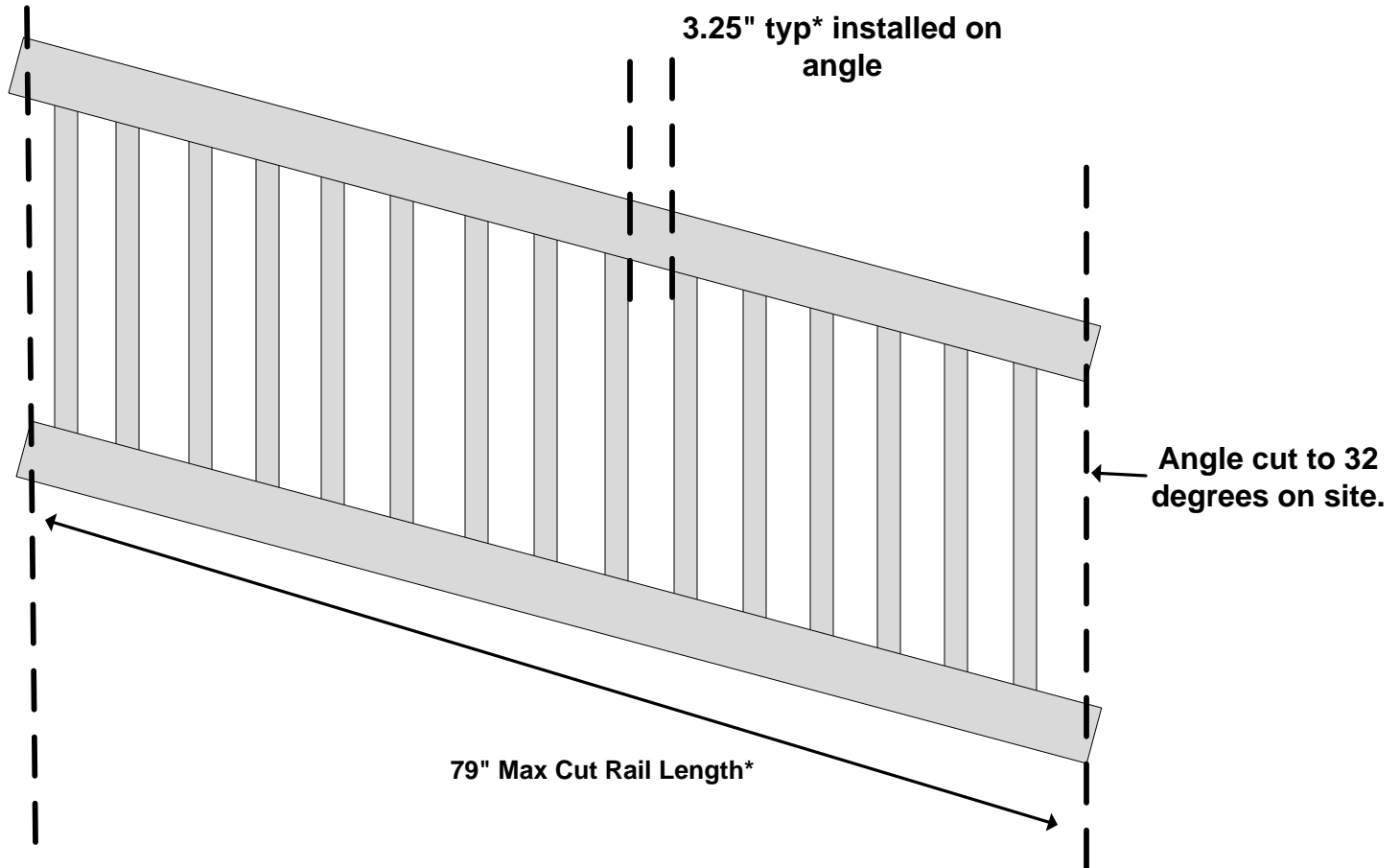


Material per 96" wide panel

1	Number of Panels					
1	Top Rail	2" x 3.5" x 96"*				
1	Bottom Rail	2" x 3.5" x 96"*				
1	Aluminum Channel	Fits into the top rail				
2	Straight Bkts (Pairs)	2" x 3.5" Straight Set				
21	Turned Spindle	1.5" Turned Spindle x 32"*				
1	1.5" Foot Block	1.5" Foot block with trim				
	*Actual Measurements may vary					

2"x3.5" Top & Bottom Rails W/Colonial Pickets

WWR-R36-C8S

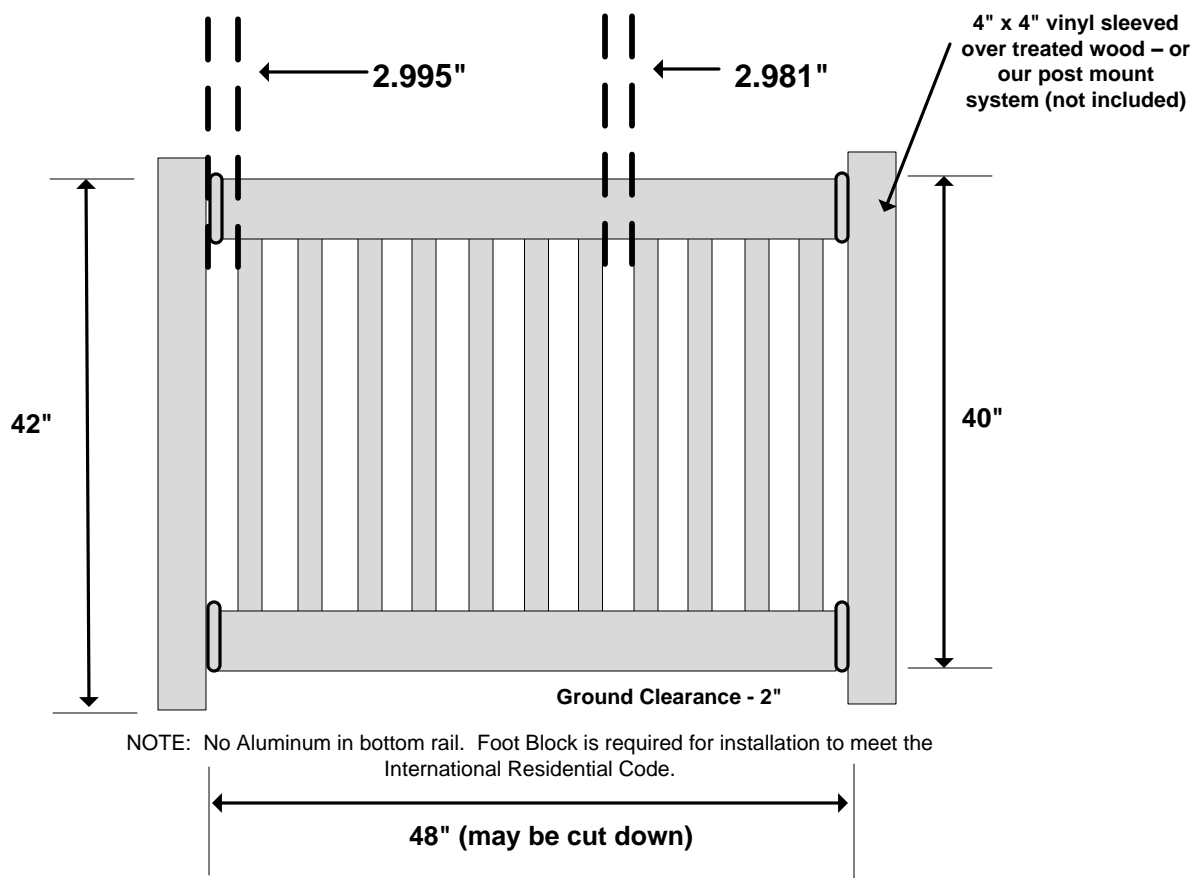


Material per 96" wide panel						
1	Number of Panels					
1	Top Rail	2" x 3.5" x 96"*				
1	Bottom Rail	2" x 3.5" x 96"*				
2	8' Aluminum Channel	Fits in Top and Bottom Rail				
2	Stair 2" x 3.5" (pair)	2" x 3.5"				
16	Turned Spindle	Turned Spindle x 32"*				
	*Actual Measurements may vary					

2" x 3.5" Top & Bottom Rail w/Colonial Pickets

Product Evaluation Report – PER-12049

4' Straight Railing Kit
WWR-R42-C4



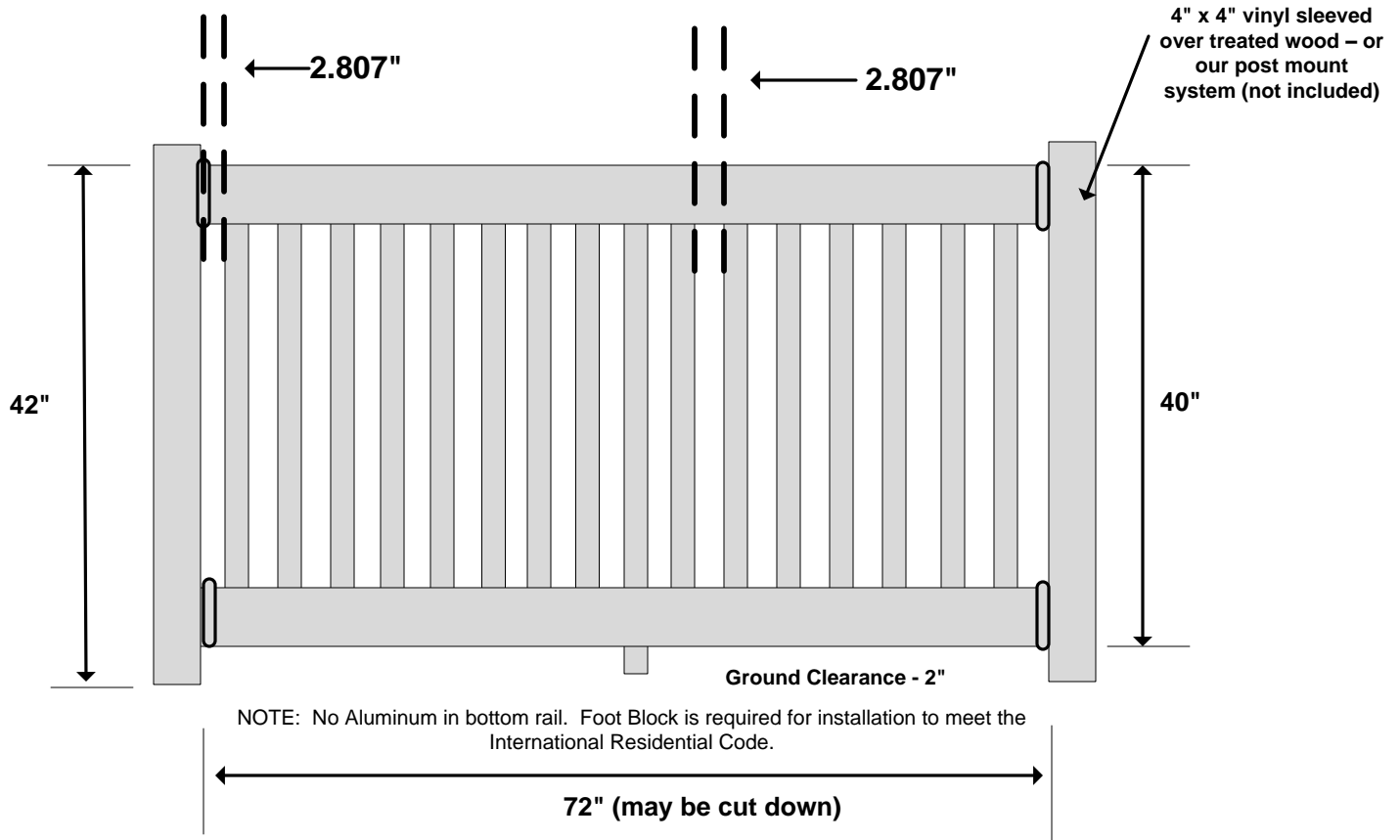
Material per 48" wide panel							
1	Number of Panels						
1	Top Rail	2" x 3.5" x 48"*					
1	Bottom Rail	2" x 3.5" x 48"*					
1	Aluminum Channel	Fits into the top rail					
2	Straight Bkts (Pairs)	2" x 3.5" Straight Set					
10	Turned Spindle	1.5" Turned Spindle x 38"*					
1	1.5" Foot Block	1.5" Foot block with trim					
	*Actual Measurements may vary						

2" x 3.5" Top & Bottom Rail w/Colonial Pickets

Product Evaluation Report – PER-12049

6' Straight Railing Kit

WWR-R42-C6

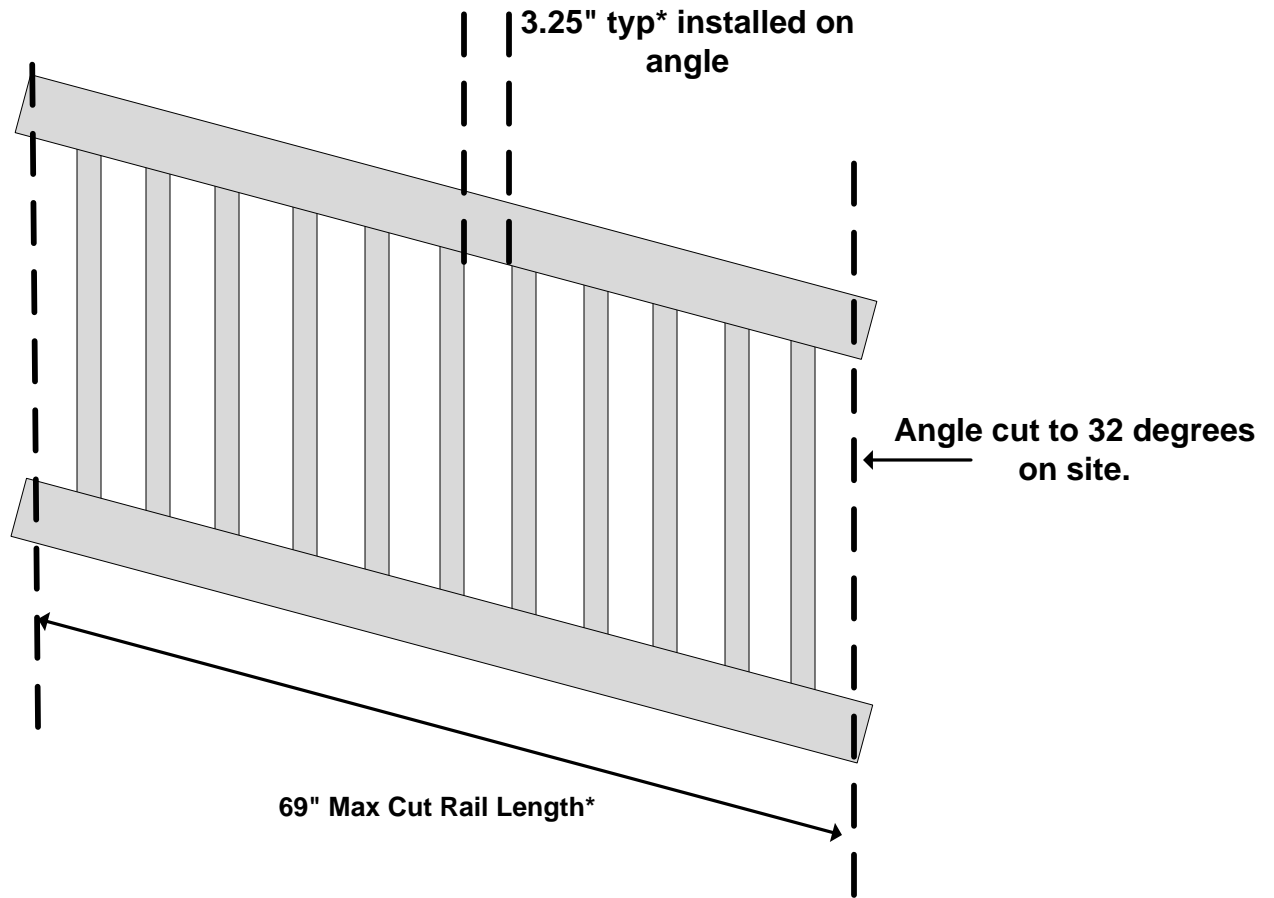


Material per 72" wide panel

1	Number of Panels					
1	Top Rail	2" x 3.5" x 72"*				
1	Bottom Rail	2" x 3.5" x 72"*				
1	Aluminum Channel	Fits into the top rail				
2	Straight Bkts (Pairs)	2" x 3.5" Straight Set				
16	Turned Spindle	1.5" Turned Spindle x 38"*				
1	1.5" Foot Block	1.5" Foot block with trim				
	*Actual Measurements may vary					

2"x3.5" Top & Bottom Rails W/Colonial Pickets

WWR-R42-C6S



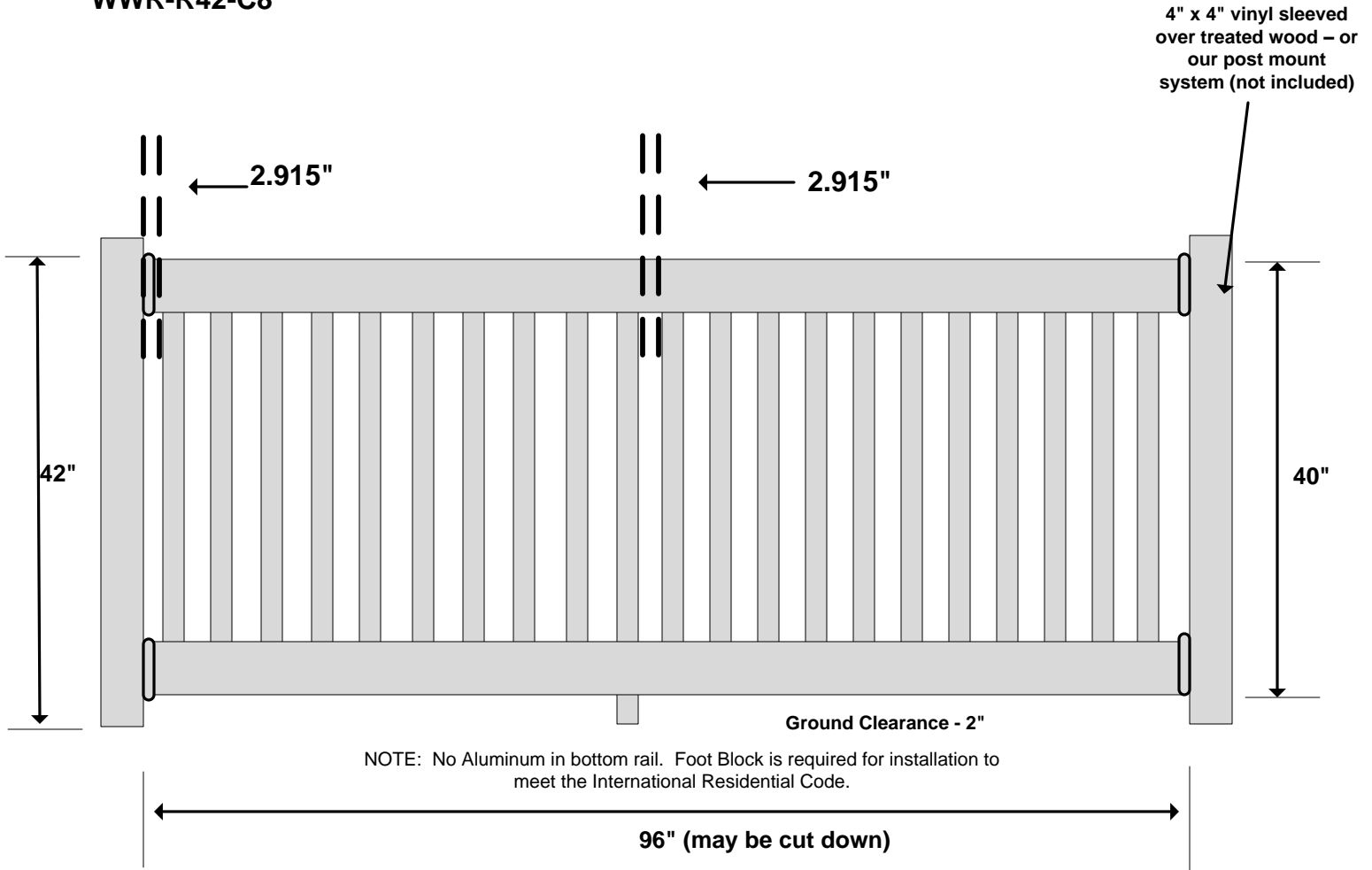
Material per 72" wide panel			
1	Number of Panels		
1	Top Rail	2" x 3.5" x 72"*	
1	Bottom Rail	2" x 3.5" x 72"*	
2	6' Aluminum Channel	Fits in Top and Bottom Rail	
2	Stair 2" x 3.5" (pair)	2" x 3.5"	
12	Turned Spindle	Turned Spindle x 38"*	
*Actual Measurements may vary			

2" x 3.5" Top & Bottom Rail w/Colonial Pickets

Product Evaluation Report – PER-12049

8' Straight Railing Kit

WWR-R42-C8

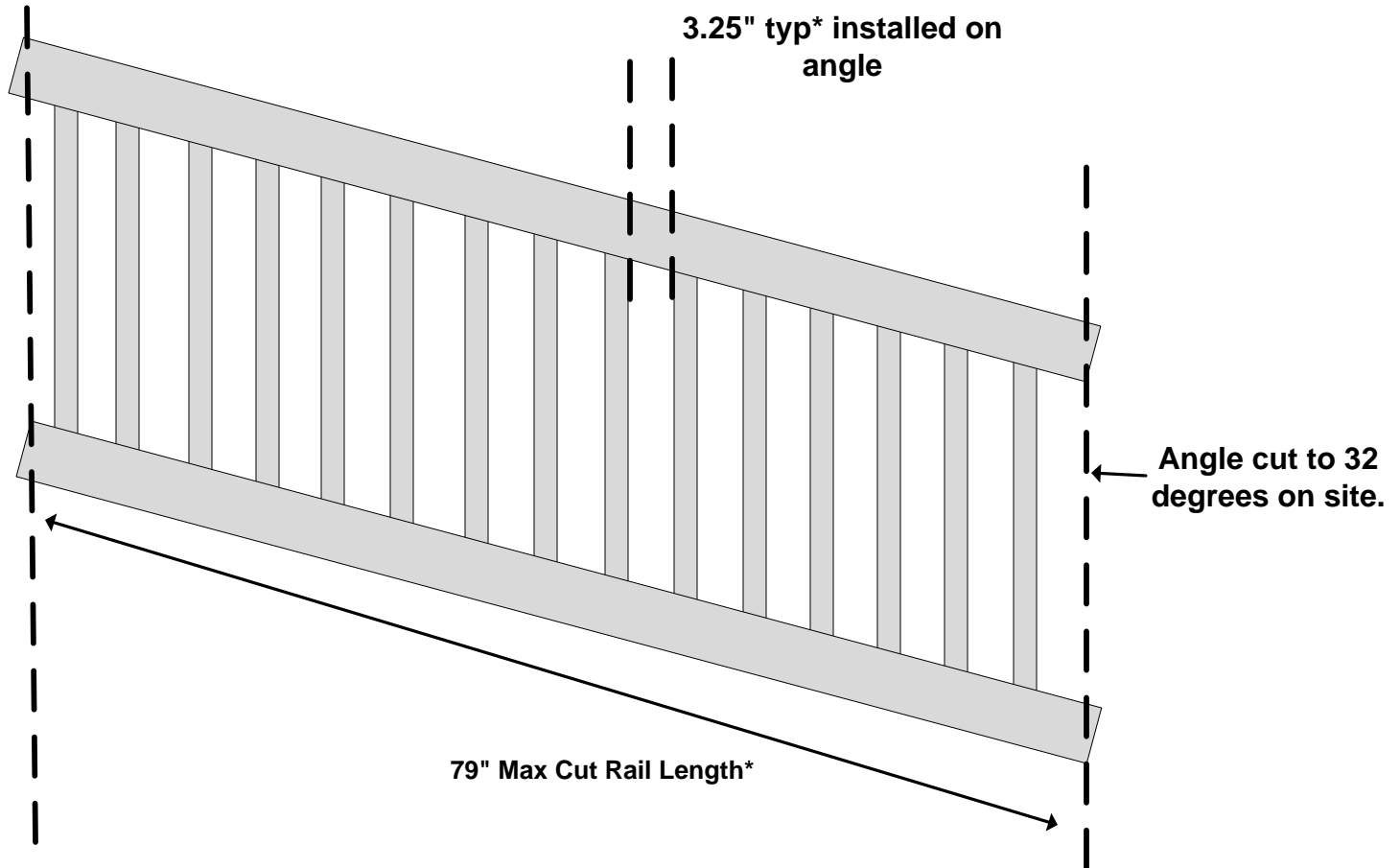


Material per 96" wide panel

1	Number of Panels					
1	Top Rail	2" x 3.5" x 96"*				
1	Bottom Rail	2" x 3.5" x 96"*				
1	Aluminum Channel	Fits into the top rail				
2	Straight Bkts (Pairs)	2" x 3.5" Straight Set				
21	Turned Spindle	1.5" Turned Spindle x 38"*				
1	1.5" Foot Block	1.5" Foot block with trim				
	*Actual Measurements may vary					

2"x3.5" Top & Bottom Rails W/Colonial Pickets

WWR-R42-C8S

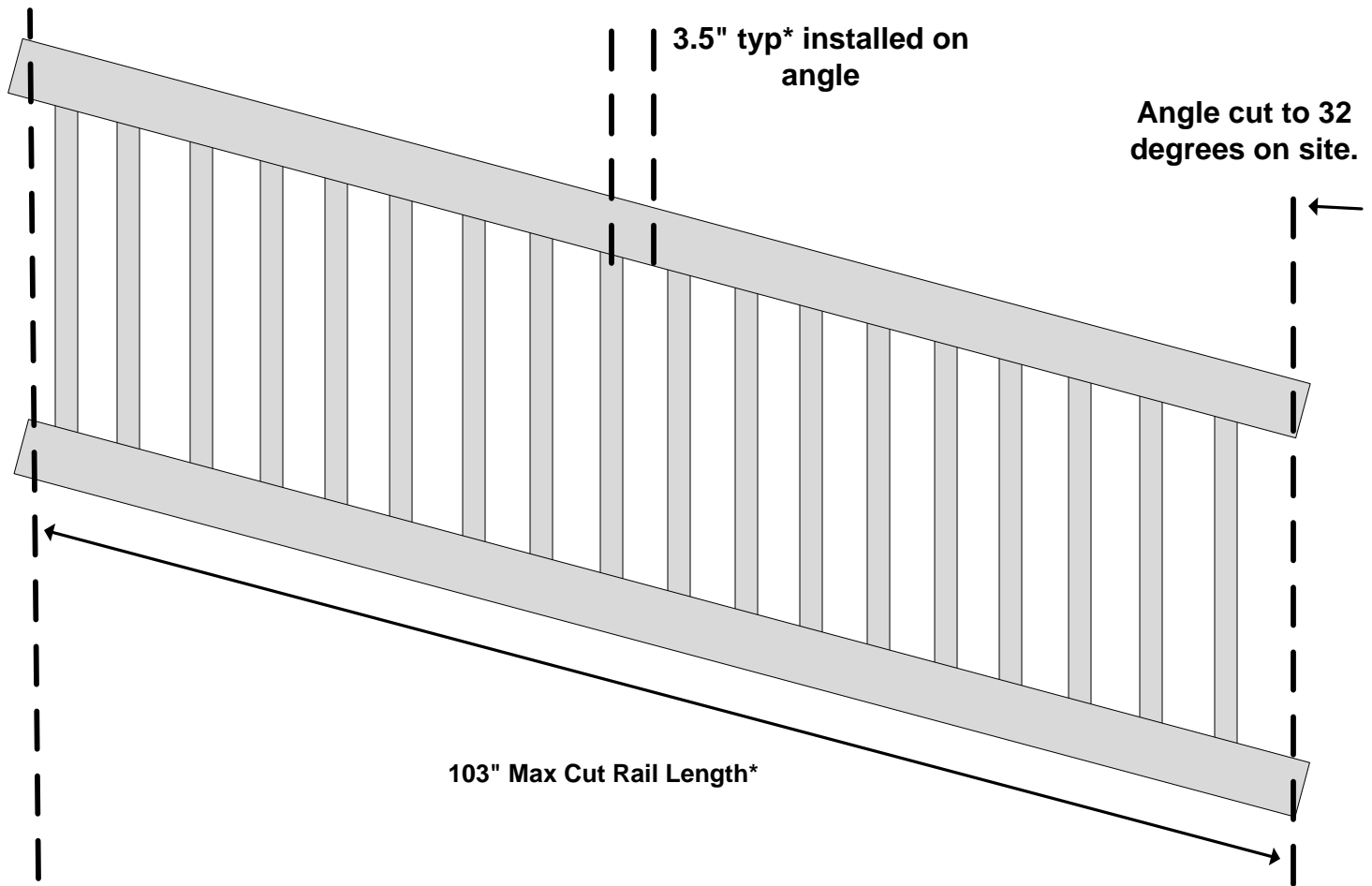


Material per 96" wide panel					
1	Number of Panels				
1	Top Rail	2" x 3.5" x 96"*			
1	Bottom Rail	2" x 3.5" x 96"*			
2	8' Aluminum Channel	Fits in Top and Bottom Rail			
2	Stair 2" x 3.5" (pair)	2" x 3.5"			
16	Turned Spindle	Turned Spindle x 38"*			
	*Actual Measurements may vary				

2" x 3.5" Top & Bottom w/Colonial Spindles

10' Stair Railing Kit

WWR-R42-C10S



Material per 120" wide panel							
1	Number of Panels						
2	2" X 3.5"	2" x 3.5" x 120"*					
1	10' Aluminum Channel	Fits in Top and Bottom Rail					
2	Stair 2" x 3.5" (pair)	2" x 3.5" Stair Set					
18	Spindles	1.5" x 1.5" x 38"* Turned Spindle					
*Actual Measurements may vary							